



**Bobcat**<sup>®</sup>

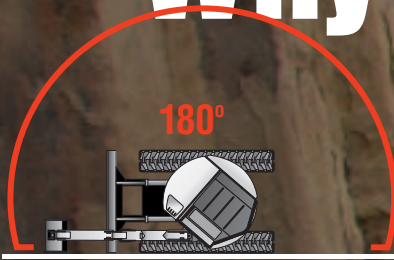
## Compact Excavators



***One Tough Animal***<sup>™</sup>

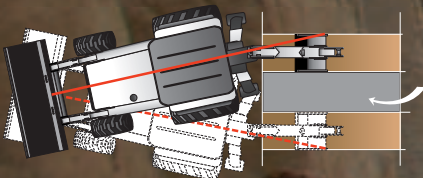
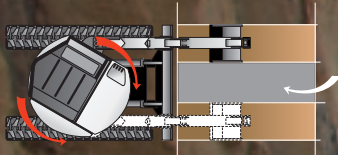
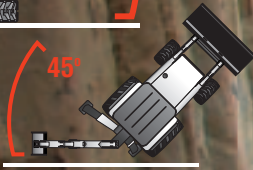


# Why a compact excavator?

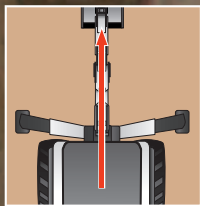
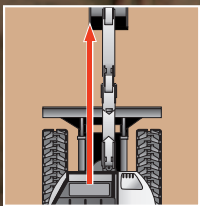


## Greater Flexibility

when working next to objects, an excavator gives you much more flexibility. In this situation, a tractor loader backhoe may be limited to only 45 degrees of workgroup movement. The excavator excels at the same situation by having up to 180 degrees of movement – allowing you to place spoil where you need to, or even load a truck behind the machine.



**Independent Boom Swing** provides offset digging capabilities, enabling you to dig square holes, or on each side of a buried utility without repositioning the machine. Try that without repositioning your backhoe.



**Operator Offset** on a compact excavator positions the operator to the side of the boom for an unobstructed view of the attachment. On a tractor loader backhoe, you have to lean around the boom to see the attachment.





Don't let their small size fool you; compact excavators are powerful digging machines with advanced hydraulic systems that can often outperform larger tractor loader backhoes, which are limited to only 180 degrees of workgroup movement. The house on a Bobcat® compact excavator can continuously rotate 360 degrees. This allows for enhanced spoil

placement, superior visibility and reduces repositioning for work in tighter spaces. A tracked undercarriage gives you additional benefits like superior flotation compared to a wheeled machine. Also, compact excavators use less fuel and can be hauled with lighter, more fuel-efficient trucks, keeping your hourly costs down.



### The Only One!

Bobcat is the only company that manufactures compact excavators in the United States. Obviously, this means better dealer support, parts availability and manufacturer's support as well as overall quality.



### Tracks Perform Better

The tracked undercarriage on compact excavators greatly reduces ground pressure, working on sensitive and soft surfaces that would stop or prevent a tractor loader backhoe. Not only that, but there's less need to disturb soil by repositioning the machine. That means less rework or repair – and more productivity. Finally, you'll save on downtime due to flat tires and tire changes.



### Better Fuel Economy

Compact excavators offer better fuel economy without sacrificing performance. Smaller displacement engines, designed and balanced to meet performance demands, reduce input costs while boosting productivity – consuming up to 40% less fuel in an 8-hour workday.



### Low Cost

The initial cost of a compact excavator is low compared to larger equipment. For a fraction of the cost, you can do similar tasks, and many more, in tighter working conditions. You can usually haul the compact excavator with lighter, more fuel efficient trucks, which keep hourly costs down even more.





[www.bobcat.com/newmx](http://www.bobcat.com/newmx)





# Introducing M-Series Excavators

Bobcat took its best-in-class performance and made it better. New M-Series excavators are completely redesigned to deliver stronger performance in a lighter machine. This evolution puts operators and owners in charge of labor-saving, profit-producing features that take production to the next level.

## Ultimate Digging Performance

With M-Series Bobcat® excavators, smooth, refined hydraulics allow you to dig your way out of extremely tough jobs. A new load-sensing piston pump and closed center valve systems deliver exceptional metering for smooth control of machine functions. Cushioned work group cylinders provide a smooth end-of-stroke while working.

## M-Series Excavators Provide:

- Smooth, quiet and efficient operation
- Reduced overall machine weight
- Tremendous digging and lifting performance
- Impressive tractive performance when maneuvering
- Enhanced travel performance
- Low fuel consumption
- Productivity-boosting operator comfort



# Advanced Hydraulics

The most important way to determine an excavator's performance is to feel the balance between the hydraulic system and the engine horsepower. It's the guts that determine the true performance of the machine. Whether

it is a closed center valve, piston pump, load-sensing hydraulics or cushioned cylinders, each Bobcat® model is engineered with advanced hydraulic components that maximize power, speed, predictability and control.







### More Powerful

High-efficiency, torque-limiting piston pumps match force to demand, delivering more usable power by continuously responding to loads. The workgroup maintains exceptional arm and bucket forces in tough conditions.

### Faster

True cycle times aren't measured in a dealer parking lot. They're measured on the job, under load: filling trucks, placing boulders or trenching. Try Bobcat in real life situations, and you'll get the job done faster. Matching cylinder size to pump capacities, Bobcat excavators achieve industry leading cycle times.

### More Predictable

The same Bobcat-exclusive control valves that deliver smooth operation also deliver a predictable workgroup. They provide you with confidence for precise movements in tight-fitting areas.

### Smoother

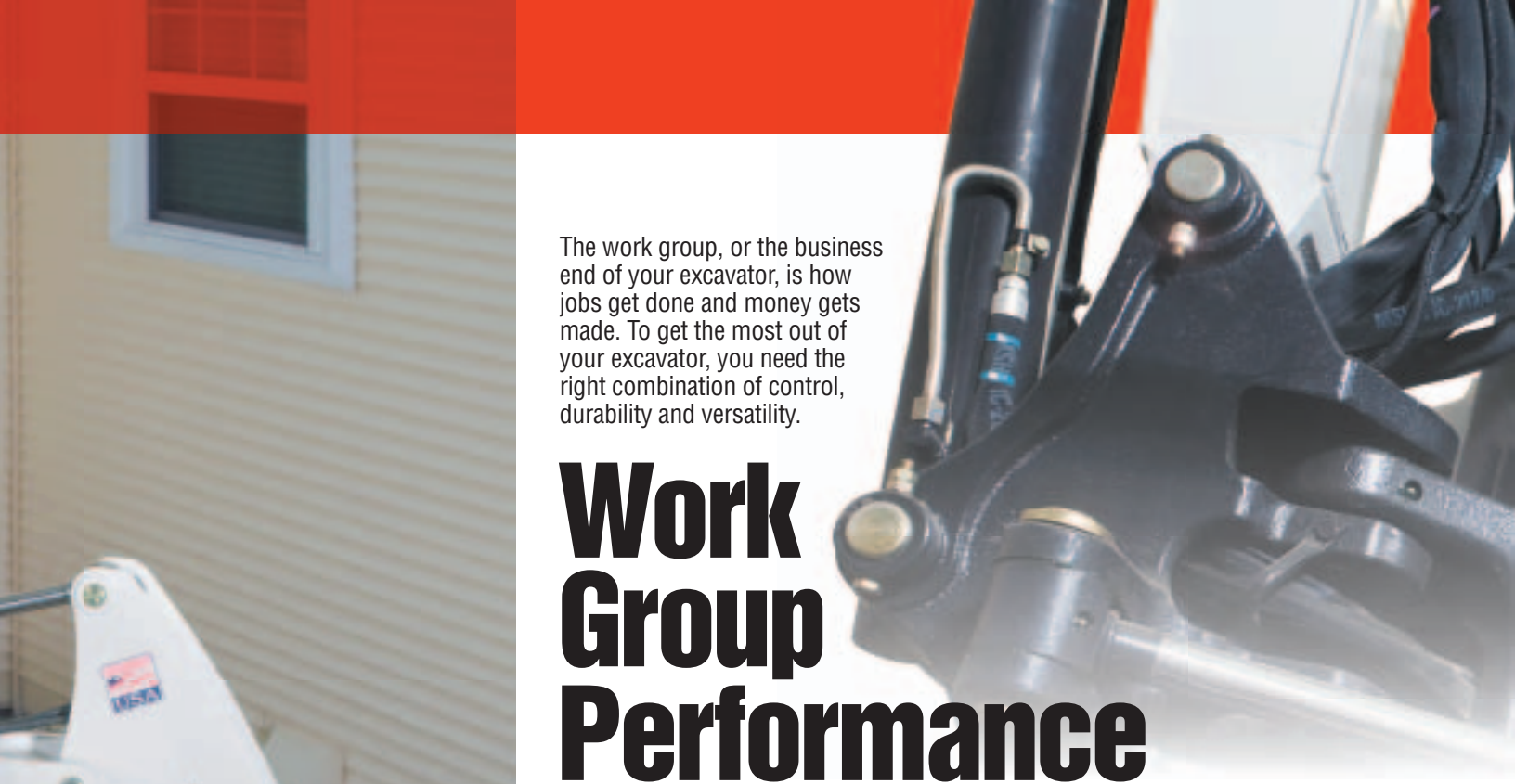
Other brands claim they are smooth but are often just slow. Bobcat excavators are both smooth and fast, so you can get your work done more quickly. With cushioned cylinders, Bobcat-exclusive control valve systems deliver consistent oil flow to all functions. This delivers smooth operation with-out sacrificing cycle times.












The work group, or the business end of your excavator, is how jobs get done and money gets made. To get the most out of your excavator, you need the right combination of control, durability and versatility.

# Work Group Performance

## Fingertip Boom Swing Control



Effective excavator work is all about precision and quickness, and the controls make a big impact on your productivity. The ability to make fine movements with low effort and maximum comfort will give you better results in less time, with less fatigue.

### Improve metering


The superior boom swing control of Bobcat® M-Series excavators is made possible with a rocker-style thumb switch located on the left joystick. Compared to foot pedals, this style of swing control offers improved metering of the swing function. Multifunction operation, such as swinging and traveling simultaneously, is easier too.

### Get more room

With the boom swing control on the joystick, you get maximum floor space and more foot room. That can make a big difference in comfort when you're working on a long, tiring job.



## Robust Work Group



The new work group on M-Series excavators is redesigned to provide longer structural life and improve lifting performance. Cast pivot joints are added to provide precise pin alignment, which lengthens the service life of pivot pins and bushings. The boom structure is designed with room for a second auxiliary hydraulics option – so you can add the option faster and for less cost.



# Auto Shift

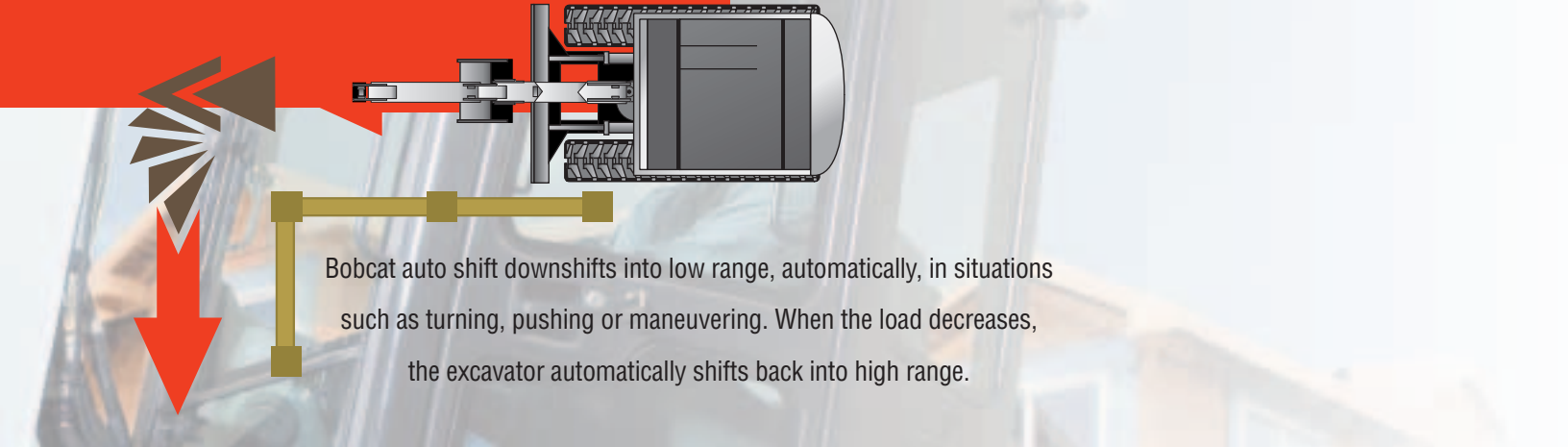
Auto-Shift travel, a feature of the E32 and E35 compact excavators, shifts the machine out of high range and back automatically, offering superb travel performance without having to manually downshift. Auto Shift

increases travel performance on demand – so you don't have to do anything but manage the direction and speed. A directional lug track also provides a smoother ride and less vibration when traveling.



It's not just Auto Idle that makes M-Series excavators quieter. From the new engine and air intake to the cooling and exhaust systems, it's designed from top to bottom to give you a quiet work environment.





Bobcat auto shift downshifts into low range, automatically, in situations such as turning, pushing or maneuvering. When the load decreases, the excavator automatically shifts back into high range.



# Auto Idle

The quieter and more efficient the machine, the more productive you can be. Jobsite communications become simple, noise ordinances are easier to meet – and you can work longer without stopping to refuel.

Auto Idle, a standard feature on all M-Series excavators, automatically idles the engine when machine functions are not used for 4 seconds – which lowers the noise considerably, improves jobsite communications and saves fuel. When you move the joystick controls or initiate travel, the excavator automatically returns to the previously set throttle position.

[www.bobcat.com/newmx](http://www.bobcat.com/newmx)





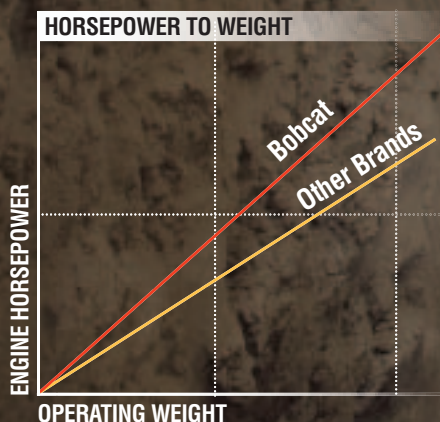
# More Horsepower

When you purchase your trucks, do you purchase the smallest-horsepower engine available? The same reason you demand more horsepower in your trucks is the same reason you should demand it in your compact excavators; more power means more performance under load.

We pack in more horsepower than other manufacturers – producing excavators with superior performance under load as well as improved compound use of multiple functions. This loaded performance is easily measured in increased slew torque, faster cycle times and maximum auxiliary hydraulic performance. The end result is more work per hour in the toughest conditions and increased attachment performance.

## More horsepower. Lighter machine.

Bobcat® excavators have more engine horsepower than other brands of the same size, which means pound for pound, you'll get better digging performance than competitive machines.



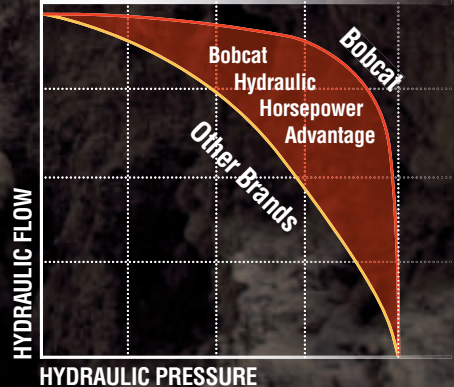




### Hydraulic Horsepower

By having more engine horsepower, Bobcat excavators generate more hydraulic horsepower where it counts – under maximum flow and maximum pressure. This allows the excavator to utilize flow at higher pressures, which translates into faster cycle times under load. Simply put, they dig stronger and faster.

#### HYDRAULIC HORSEPOWER







E45

# ANGLE BLADE

An angle blade can be essential if you need to backfill and grade quickly – without forming windrows of dirt that take multiple passes to clear.

Equip your machine with the Angle Blade option for maximum productivity. This option allows you to angle your backfill blade 25 degrees left or right. You direct spoil from one side of the blade to the other, minimizing “trailers”

left on both sides of the blade. In light backfilling applications, you can simply backfill by driving parallel to the trench, thus increasing your productivity. The synchronized movement of multiple functions on Bobcat® excavators – for adjusting the angle left to right and moving the blade up and down simultaneously – improves your performance as well.

Exclusive to the Bobcat Angle Blade is a durable, one-piece, reversible cutting edge that extends the life of your backfill blade. This provides lower operating costs and more uptime.







## Blade Float

The blade float simplifies grading, leveling and backfilling. Smoothly finish your work with minimal operator input.



Simple, low-effort fingertip controls position your angle blade. Use the thumb switch to change the angle left and right. Just push the lever completely forward to engage the blade float.



# Panoramic Serviceability

Bobcat makes it easy to find and reach your engine checkpoints – so daily maintenance actually gets done every day. Comparing our service access to other excavators is like comparing a 60 in. plasma to a 15 in. black-and-white TV. The swing-open tailgate and side access hood provide excellent access to the engine and pump package, valve bank, cooling system and associated plumbing. A centralized grease bank makes easy work of

lubricating the slew bearing, slew pinion and swing cylinder. Track tensioning is performed via an easy-to-reach, well-protected grease cylinder fitting. On most M-Series excavators, a multi-groove auto-tensioning belt requires no adjustment – minimizing maintenance requirements. What does panoramic serviceability mean? Preventative maintenance gets completed, reducing operating costs and improving your bottom line.



Time is money. Routine maintenance is an important factor in controlling operating costs. With Bobcat® excavators, filters, fluid, and daily maintenance checkpoints are right at your fingertips.



The cooling cores can be separated for quick, easy cleaning of the radiator.







- A Primary Fuel Filter
- B Dual Element Air Filter
- C Air Filter Restriction Indicator
- D Engine Coolant
- E Spark Arrestor Muffler
- F Engine Oil Fill
- G Fuel Primer Bulb
- H Starter
- I Engine Oil Check
- J Alternator
- K Auto-Tensioning Belt





A

F

C

B

E

D

G

R

Q

H

O

J

M

L

N



# Comfort Cab

## Super Deluxe Seat

Standard on the E60 and E80 excavators, this seat offers suspension, lumbar support and limitless adaptability for every operator. Adjust the seat and angle or position the joysticks exactly where you need them.



Bobcat pays as much attention to operator comfort as it does to digging performance. How does Bobcat provide superior comfort levels to other machines? We start by giving you the most cab space in the industry. In general, we provide 20% more interior cab volume than other brands. Whether you have size 13 or size 8 boots you'll notice considerably more room for your whole body.

Bobcat has the largest cab entry/exit room in the market. We also provide a king-sized adjustable suspension seat for ultimate comfort during long hours of operation. Adjustable arm rests and fold-up pedals give you flexibility and room for comfortable operation, and lockable storage keeps your personal items secure and out of the way.

With quiet engines, solid, innovative construction and materials that absorb sound, Bobcat excavators make the job more enjoyable. M-Series excavators

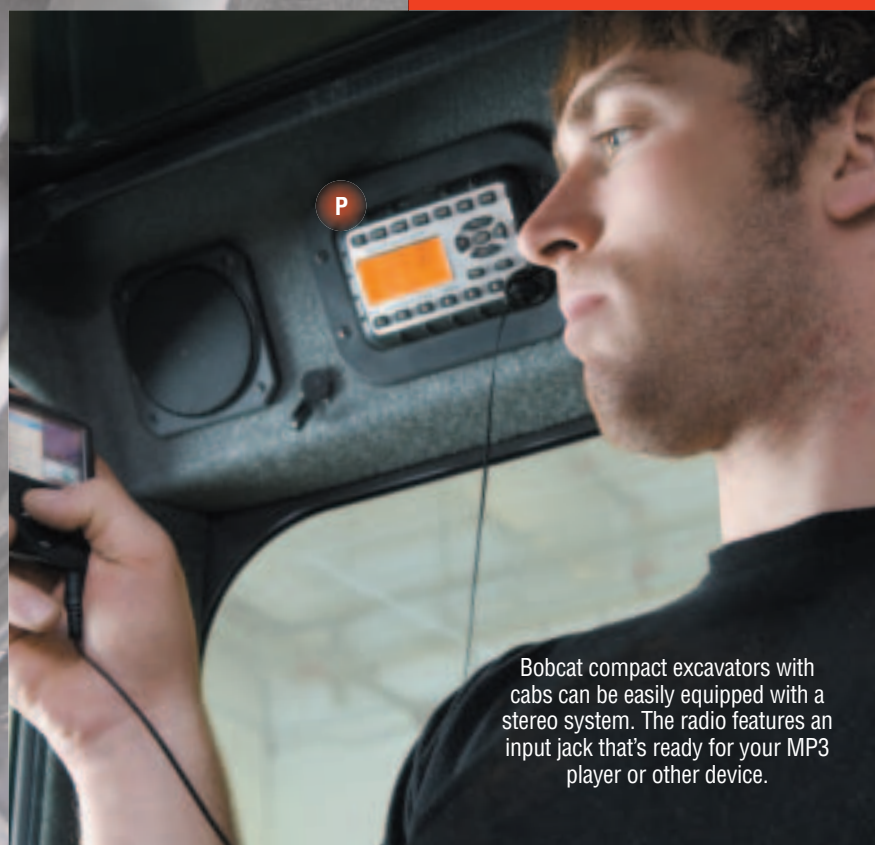
also feature auto idle, which makes jobsite communications easier.

An in-cab pattern selector allows you to change from an "excavator" to a "backhoe" control pattern from the seat of the cab—no keys required.

Ergonomic travel levers allow for one-hand travel control, making travel easier and more intuitive, adding maneuverability and saving you time.

Features such as strategically positioned heat and air-conditioning vents direct air flow where you need it most. Other elements such as radio-ready cabs and fingertip-controlled auxiliary hydraulics all add up to increased operator comfort.

Bobcat believes that there is a direct relationship between operator comfort and productivity. If you can comfortably stay in the seat longer, you will be able to get more work done.



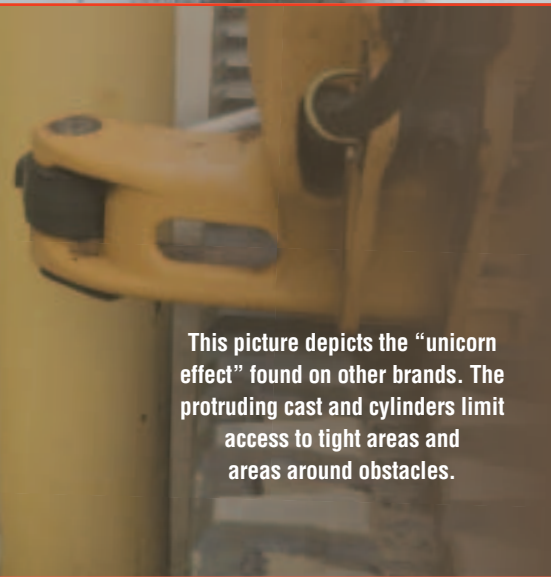
- A Sliding Side Windows (w/cab)
- B Rotary Throttle Control
- C Cup Holder
- D Blade Control
- E Instrumentation
- F 12-Volt Accessory Port
- G Soft Touch Joysticks with Fingertip-Controlled Auxiliary Hydraulics
- H Heat/Air Conditioning (optional)
- I Retractable Seat Belt
- J Adjustable Suspension Seat
- K Adjustable Arm Rests
- L Fingertip Boom Swing Control
- M Ergonomic Travel Levers
- N Fold-Up Travel Pedals
- O Control Pattern Selector
- P AM/FM/MP3 Radio (optional)
- Q Portal Window
- R Deluxe Cloth Seat (optional)

Bobcat compact excavators with cabs can be easily equipped with a stereo system. The radio features an input jack that's ready for your MP3 player or other device.

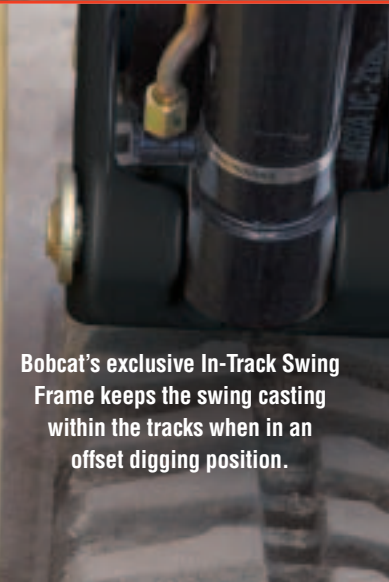




This picture depicts the “unicorn effect” found on other brands. The protruding cast and cylinders limit access to tight areas and areas around obstacles.



Bobcat's exclusive In-Track Swing Frame keeps the swing casting within the tracks when in an offset digging position.



## In-Track Swing Frame

All Bobcat models feature the exclusive In-Track Swing Frame, which allows you to get closer to your work. Our swing castings and cylinders stay within the tracks when offset digging – giving you the ability to truly dig flush


up against an obstacle and increasing your ability to work in tight areas when in an offset dig position. Bobcat® excavators are engineered to operate in the smallest of workspaces.





Retract or extend the hydraulic pins with the press of a switch.

For the most convenient attachment changes in the industry, purchase the optional Hydraulic X-Change®. Activate the hydraulic pins at the press of a switch; retract for attachment removal or extend for attachment hook up\*. Bobcat Hydraulic X-Change maintains optimal “pin-on” bucket geometry—so that arm and bucket force are not compromised.



\* Install the retainer pins and clips before operating

## Attachments Now

With many excavators, the quick-tach system, hoses and couplers, controls and clamp mounts can be pricey add-ons. Bobcat excavators are different. Our exclusive X-Change® attachment mounting system, quick couplers,

clamp mounts, port reliefs, and fingertip controls come standard on a majority of our excavators. You will have multi-attachment functionality to take on more jobs.

### Fingertip Controls

The auxiliary hydraulic controls are at your fingertips, providing precision control and low-fatigue operation. Variable flow allows you to control the attachment speed and precisely move a clamp. Detent provides continuous flow for attachments such as augers and plate compactors.

### Quick Couplers

Auxiliary quick couplers are conveniently located on the boom, out of the trench and out of harm's way.

### Clamp Ready

There's no welding to add a clamp. Mounts are integrated into the dipper arm for maximum durability



[www.bobcat.com/newmx](http://www.bobcat.com/newmx)





# Do more than dig.

Bobcat® excavators have your business expansion built right in. Nobody builds more compact excavator attachments. Whether it's breaking concrete, breaking down buildings or drilling tree holes, Bobcat attachments help you take on new jobs and get more use from your machine.

You can even share some of the same attachments that fit on your Bobcat loaders. This gives you the most versatility for your dollar and improved profitability.

With more than a dozen attachments to choose from, your Bobcat excavator is not just a digging machine; it's a versatile tool carrier.


## Toughest Clamp

Equip your excavator with the best hydraulic clamp in the industry for even more versatility. Compare to all others, and it's easy to see the Bobcat clamp is bigger, stronger, and better for grabbing more material. Bobcat puts in more steel and builds it stronger to match the performance of our excavators.



Reduce the time it takes to manually check your grade! Magnetically attach a CR600 Laser Receiver on your machine for laser accuracy and increased productivity.






Rotating Grapple



Auger



Grading Bucket with HydraTilt®



Plate Compactor

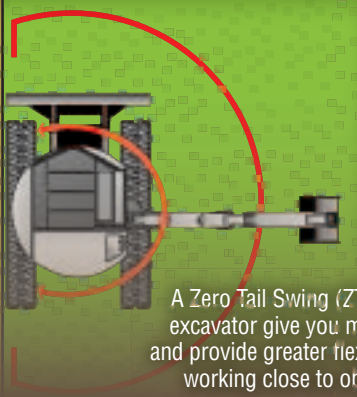
### Built-In Versatility

- Auger
- Breaker
- Clamp
- Grading Blade
- Grading Bucket
- Hydra-Tilt™
- Packer Wheel
- Plate Compactor
- PowerTilt®
- Ripper
- Rotating Grapple
- 3-Tine Grapple
- Trenching Bucket
- Severe-Duty Trenching Bucket

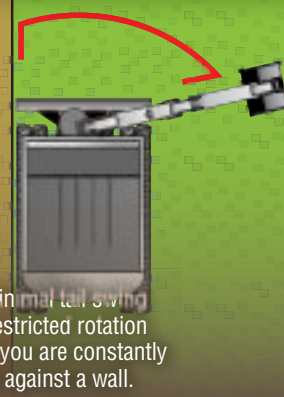


# Selecting a Model

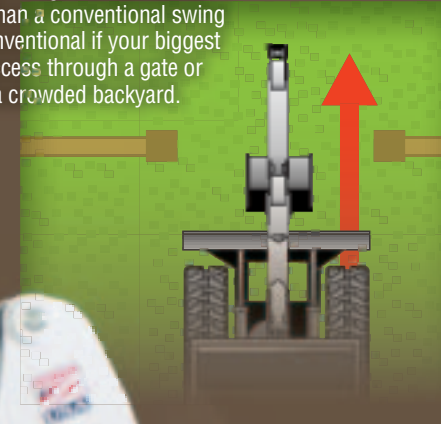
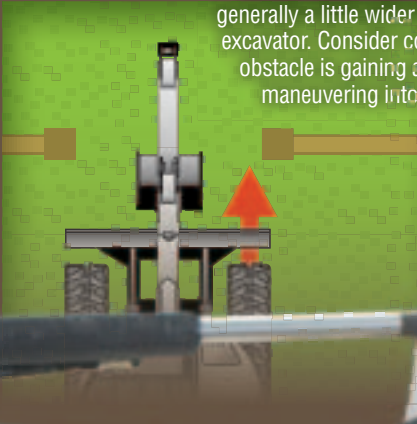
Conventional house or Zero Tail Swing? Long arm or standard power arm? A lightweight model or a heavy-duty machine? There are many things to consider when choosing an excavator. However, it's easy to choose the right brand. No matter what features you're looking for, Bobcat has you covered.



A Zero Tail Swing (ZTS) or minimal tail swing excavator give you more unrestricted rotation and provide greater flexibility if you are constantly working close to objects, or against a wall.



ZTS and minimal tail swing excavators are generally a little wider than a conventional swing excavator. Consider conventional if your biggest obstacle is gaining access through a gate or maneuvering into a crowded backyard.



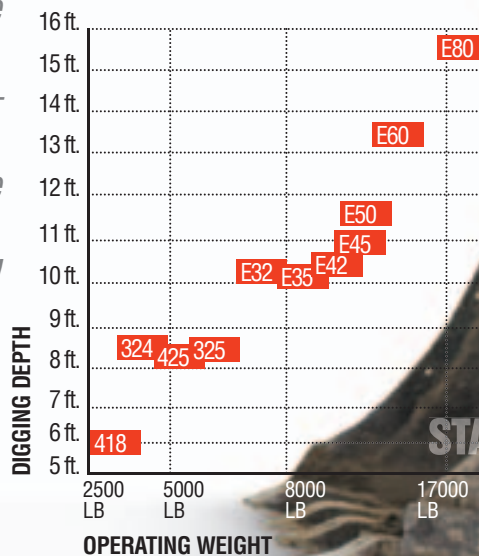
*Bobcat covers a wide range of digging depths for a wide range of job possibilities – from six feet to more than fifteen feet!*

## STANDARD ARM

The standard power arm gives you maximum breakout force and lifting ability.

## LONG ARM

If you need more reach and dig depth to avoid machine repositioning or make loading trucks faster and easier, equip your machine with the optional long arm (available on certain models).







418

## Unmatched Maneuverability

Those small, tight-access jobs are often the most work – because average equipment doesn't fit. That's when a Bobcat compact excavator really pays off.

The ultra-compact, ultra-powerful and ultra-comfortable 418 from Bobcat includes zero tail swing, a fold-down Tip Over Protection System (TOPS), and a retracted track width of 28 inches. With this level of portable horsepower, you'll gain access through doorways and cramped jobsites where exhausting hand labor is your only other option.



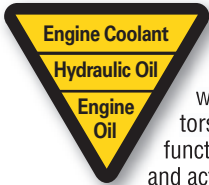
### Retractable Undercarriage

The 418 and 324 Bobcat® compact excavators feature a hydraulically activated retractable undercarriage. Retract the track to squeeze through the tightest access points.

[www.bobcat.com/newmx](http://www.bobcat.com/newmx)



# Uptime Protection



## MACHINE SHUTDOWN PROTECTION

A majority of Bobcat® excavators come standard with automatic shutdown that monitors engine parameters and hydraulic functions. The system alerts the operator and actually shuts the machine down – lessening the chance of damage to the engine or hydraulic components.

**DIAGNOSTICS** Bobcat provides on-board diagnostics to efficiently troubleshoot problems in the field or prevent them before they occur – reducing downtime for you.

**AUTOMATIC GLOW PLUGS** Bobcat uses automatic glow plugs to warm the fuel mixture within the engine when it is started at a cooler temperature. This leads to easier starts and longer life for the engine and starter.



## KEYLESS START

Reduce the risk of loss due to theft or unauthorized use by equipping your excavator with the optional keyless start.

## BATTERY RUN-DOWN PROTECTION

The lighting circuit automatically shuts down to prevent accidental battery discharge when lights are left on after the work is done.

## AUTOMATIC SLEW BRAKES

The M-Series excavators feature automatic slew brakes – so you can have infinite brake positioning. This makes it easier to load and position the machine on a trailer.

No other manufacturer provides so many job-proven features to give you more uptime in the field. Standard features such as machine shutdown, battery rundown protection, on-board diagnostics and sealed connectors all help you stay on the job longer.

## ELECTRONIC PROTECTION

Bobcat electronics aren't just durable; they meet or exceed military IP67 requirements for sealing, moisture, shock and vibration. All the controls and electrical systems are engineered with more watertight, corrosion-resistant connectors than other manufacturers.



## SIMPLE MACHINE TIE-DOWN

Secure your load quickly, without searching for hard-to-reach tie downs. Get on and off the jobsite faster.

**EXTENDED SERVICE INTERVALS** The E60 and E80 excavators have 250-hour greasing intervals, thanks to polymer shims and the design of the bushings at the boom, arm and bucket locations.

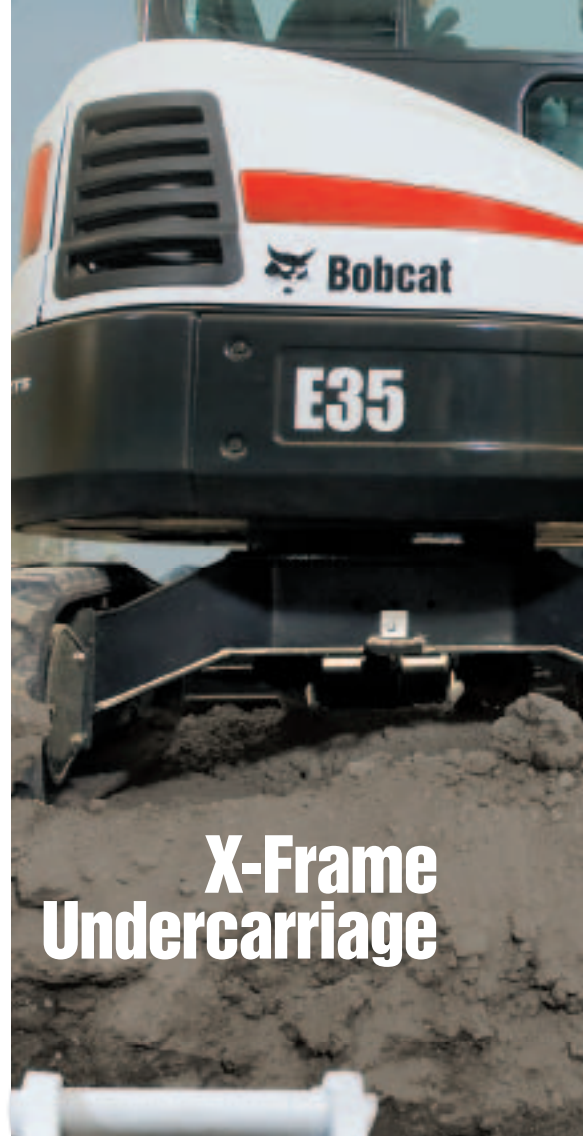


## FUEL FILL ALERT


An audible alarm beeps faster as the fuel tank approaches its capacity, taking the guess work out of refueling.

## BETTER HOSES. BETTER ROUTING

Bobcat steel hydraulic lines offer better protection than rubber hoses. They're routed through the lower portion of the boom swing casting and tucked securely into the top area of the boom structure, preventing costly damage and protecting component life.



## X-Frame Undercarriage



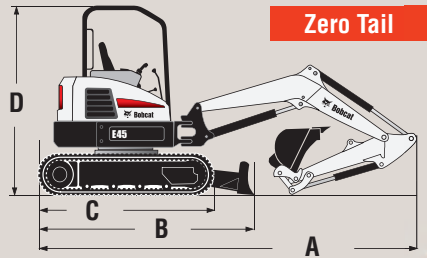




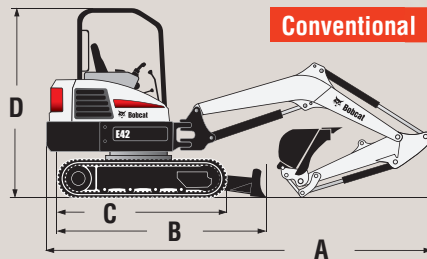
The new X-frame design offers increased ground clearance that allows you to go through more. The design sheds debris to reduce your clean-up time as well. The X-frame undercarriage enables drive motors to be contained within the width of the tracks, which protects the assembly from damage and improves agility in soft conditions. Motor covers are also recessed, eliminating potential for damage and bringing you more uptime in the field.



*The only brand of compact excavators designed and built in the United States.*



**Zero Tail**



**Conventional**



**TRAINING RESOURCES**

Train operators and technicians in the safe operation and servicing of Bobcat equipment. Operator training courses, safety videos and other training materials are available at your Bobcat dealer's parts department or online at [www.bobcat.com/training](http://www.bobcat.com/training)

**Transport & Access Dimensions**

	418	324	425	325	E32	E35	E42	E45	E50	E60	E80
<b>A - Overall Length</b>	110 in. (2793 mm)	154 in. (3904 mm)	172 in. (4351 mm)	165 in. (4196 mm)	184 in. (4662 mm)	190 in. (4820 mm)	200 in. (5080 mm)	211 in. (5353 mm)	219 in. (5555 mm)	221 in. (5602 mm)	243 in. (6167 mm)
<b>B - Track Length w/ Blade</b>	64 in. (1627 mm)	80 in. (2019 mm)	98 in. (2485 mm)	94 in. (2380 mm)	100 in. (2527 mm)	102 in. (2579 mm)	110 in. (2780 mm)	120 in. (3048 mm)	120 in. (3049 mm)	121 in. (3073 mm)	131 in. (3327 mm)
<b>C - Track Length</b>	50.4 in. (1280 mm)	58 in. (1472 mm)	79 in. (2005 mm)	71 in. (1811 mm)	77 in. (1964 mm)	81 in. (2068 mm)	90 in. (2276 mm)	99 in. (2523 mm)	99 in. (2523 mm)	100 in. (2538 mm)	111 in. (2823 mm)
<b>D - Cab Height</b>	87 in. (2209 mm)	85.5 in. (2171 mm)	94.2 in. (2393 mm)	92.8 in. (2357 mm)	95.6 in. (2429 mm)	95.6 in. (2429 mm)	98.7 in. (2506 mm)	99.7 in. (2532 mm)	99.7 in. (2532 mm)	100.4 in. (2550 mm)	103.9 in. (2638 mm)
<b>Width</b>	28-43 in. (710-1100 mm)	39-54 in. (980-1360 mm)	61 in. (1540 mm)	55 in. (1398 mm)	60 in. (1518 mm)	69 in. (1750 mm)	69 in. (1750 mm)	77.2 in. (1960 mm)	77.2 in. (1960 mm)	78 in. (1980 mm)	91 in. (2300 mm)

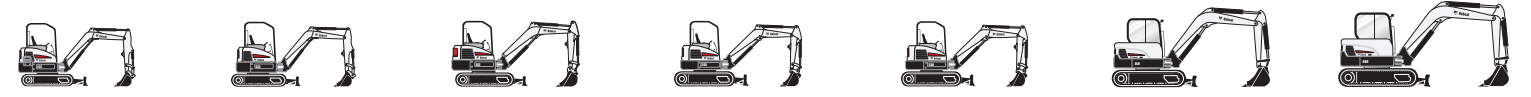


# Specifications Compact Excavators



Excavator	418	324	425	325
<b>Tail Swing Type</b>	Zero Tail	Conventional Tail	Zero Tail	Conventional Tail
- Tail Swing Overhang - in. (mm)	-	15.3" (389)	-	19.8" (503)
Weight - lb. (kg)	2593 (1176)	3428 (1555)	5870 (2662)	6505 (2951)
Dig Depth - ft. in. (m)	6' (1.8)	8' 6" (2.6)	8' 4" (2.5)	8' 5" (2.5)
Reach @ Ground Level - ft. in. (mm)	10' 2" (3093)	14' (4276)	14' 10" (4521)	13' 11" (4233)
Dump Height Clearance - ft. in. (mm)	6' (1818)	8' 8" (2656)	9' 2" (2785)	9' 1" (2779)
Width - in. (mm)	28"- 43" (710-1100)	39"- 54" (980-1363)	61" (1540)	55" (1398)
Ground Pressure - psi (kPa)	4.3 (29.7)	4.2 (28.6)	3.7 (25.6)	4.1 (28.4)
- Standard Track Width - in. (mm)	7.1" (180)	9.1" (230)	12.6" (320)	12.6" (320)
<b>Performance</b>				
Arm Breakout Force - lbf. (N)	1248 (5550)	1778 (7909)	3282 (14600)	2820 (3128)
Bucket Breakout Force - lbf. (N)	1865 (8294)	3620 (16102)	5058 (22500)	4766 (21200)
Rated Lift Capacity - lb. (kg) (over blade, ground level, 10' (3 m) reach)	527 (239)	1032 (468)	1486 (675)	1249 (567)
Travel Speed (Low range) - mph (km/hr.)	1.3 (2.1)	1.5 (2.5)	1.3 (2.1)	1.2 (1.9)
Travel Speed (High range) - mph (km/hr.)	2.1 (3.1)	2.5 (4.0)	2.3 (3.7)	1.9 (3.1)
<b>Long Arm Option Performance</b>				
Tail Swing Type / Overhang - in. (mm)	-	-	Minimal - 3.4" (86)	Conv. - 19.8" (503)
Weight (w/long arm & counterweight) - lb. (kg)	-	-	6278 (2848)	6896 (3128)
Dig Depth - ft. in. (m)	-	-	9' 4" (2.9)	9' 5" (2.9)
Reach @ Ground Level - ft. in. (mm)	-	-	15' 9" (4792)	14' 10" (4529)
Dump Height Clearance - ft. in. (mm)	-	-	9' 9" (2974)	9' 9" (2968)
<b>Engine</b>				
Horsepower - hp (kW)	Tier IV Compliant 10.2 (7.6)	Tier IV Compliant 13.9 (10.4)	Int Tier IV Compliant 27.0 (20.1)	Int Tier IV Compliant 27.4 (20.4)
Engine Type	Diesel	Diesel	Diesel	Diesel
Fuel Tank Capacity - gal. (L)	4.2 (16)	6.3 (23.7)	17.8 (67.4)	14 (53.3)
Machine Shutdown Protection	-	-	Std	Std
Battery Rundown Protection	-	-	Std	Std
<b>Hydraulics</b>				
Piston Pump	-	Yes	Yes	Yes
Load Sensing Pump	-	-	-	-
Closed Center Valve	-	-	Yes	-
<b>Machine Features &amp; Options</b>				
Angle Blade	-	-	-	-
Auto-Idle Throttle	-	-	-	-
Auto-Shift Travel	-	-	-	-
Automatic Slew Brake	-	-	-	-
Blade Float	-	-	Std	-
Cab (radio ready) with Heat	-	Opt	Opt	Opt
Cab (radio ready) with Heat and A/C	-	-	-	-
Control Pattern Selector	Std	Std	Std	Std
Deluxe Cloth Seat	-	-	-	-
Fingertip Boom Swing Control	-	-	-	-
Fold Down TOPS	Std	-	-	-
Fuel Fill Alert	-	-	-	-
In-Track Swing Frame	Std	Std	Std	Std
Keyless Start System	-	-	Opt	Opt
Retractable Undercarriage	Std	Std	-	-
Steel Tracks	-	-	Opt	Opt
- Bolt-On Street Pads	-	-	-	-
<b>Features for Attachments</b>				
X-Change® quick-tach system	-	-	Std	Std
Hydraulic X-Change® quick-tach system	-	-	-	-
Auxiliary Hydraulics with Quick Couplers	Std	Std	Std	Std
Auxiliary Hydraulic Flow - gpm (L/min.)	5.3 (20)	7.9 (30)	13.2 (50)	12.3 (46.4)
Auxiliary Hydraulic Pressure - psi (Bar)	2756 (190)	3350 (230)	2610 (180)	2500 (172)
Hydraulic Clamp	-	Opt	Opt	Opt
Fingertip Auxiliary Control	-	-	Std	Std
Dual Direction Detent	-	-	Std	Std
Secondary Auxiliary Hydraulics	-	-	-	-





E32	E35	E42	E45	E50	E60	E80
Conventional Tail	Zero Tail	Conventional Tail	Zero Tail	Minimail Tail	Minimal Tail	Minimal Tail
14.4" (366)	-	16.9" (429)	-	0.6" (16)	4.4" (112)	5.8" (147)
7183 (3258)	7468 (3387)	9246 (4194)	10077 (4571)	10677 (4843)	13556 (6149)	18689 (8477)
10' 3" (3.1)	10' 3" (3.1)	10' 6" (3.2)	10' 10" (3.3)	11' 7" (3.5)	13' 7" (4.1)	15' 6" (4.7)
16' 4" (4980)	17' 2" (5230)	17' 3" (5259)	18' 7" (5670)	19' 6" (5939)	21' 4" (6502)	24' 5" (7480)
11' (3340)	11' (3340)	12' 3" (3725)	11' 11" (3637)	12' 9" (3877)	13' 6" (4125)	16' 8" (5085)
60" (1518)	69" (1750)	69" (1750)	77.2" (1960)	77.2" (1960)	78" (1980)	91" (2300)
4.3 (29.6)	4.2 (28.9)	4.3 (29.5)	3.7 (25.7)	3.9 (27.2)	5.1 (35.2)	5.7 (39.0)
12.6" (320)	12.6" (320)	13.8" (350)	15.7" (400)	15.7" (400)	15.7" (400)	17.7" (450)
4721 (2100)	4721 (2100)	5778 (25700)	5776 (25700)	6452 (28700)	5152 (22916)	7659 (34068)
7081 (31500)	7081 (31500)	9105 (45000)	8048 (35800)	9442 (42000)	9117 (40552)	12280 (54623)
2537 (1151)	2866 (1300)	4603 (2088)	5131 (2328)	6034 (2737)	5908 (2680)	9325 (4230)
1.6 (2.6)	1.6 (2.6)	1.6 (2.6)	1.5 (2.4)	1.9 (3.1)	1.3 (2.1)	1.8 (2.9)
2.9 (4.7)	2.9 (4.7)	2.9 (4.7)	2.6 (4.2)	3.1 (5.0)	2.4 (3.9)	2.9 (4.7)
Conv. - 17.9" (455)	Minmal - 3.5" (89)	Conv. - 17.6" (447)	Minimal - 0.6" (16)	Minimal - 3.6" (91)		
7858 (3564)	8143 (3694)	9722 (4410)	10553 (4787)	11195 (5078)	Long Arm	Long Arm
11' 3" (3.4)	11' 3" (3.4)	11' 6" (3.5)	11' 10" (3.6)	12' 11" (3.9)	Standard	Standard
17' 4" (5270)	18' 1" (5520)	18' 3" (5551)	19' 7" (5964)	20' 9" (6333)	See Specs	See Specs
11' 7" (3521)	11' 7" (3521)	12' 10" (3907)	12' 6" (3819)	13' 7" (4132)	Above	Above
Int Tier IV Compliant	Int Tier IV Compliant	Int Tier IV Compliant	Int Tier IV Compliant	Int Tier IV Compliant	Int Tier IV Compliant	Int Tier IV Compliant
33.2 (24.8)	33.2 (24.8)	41.8 (31.2)	41.8 (31.2)	48.8 (36.4)	52.3 (39)	57.0 (42.5)
Diesel	Diesel	Diesel	Diesel	Turbo Diesel	Diesel	Diesel
14 (53.1)	14 (53.1)	21 (79)	21 (79)	21 (79)	20.6 (78)	29 (110)
Std	Std	Std	Std	Std	-	-
Std	Std	Std	Std	Std	-	-
Yes	Yes	Yes	Yes	Yes	Yes	Yes
Yes	Yes	Yes	Yes	Yes	Yes	Yes
Yes	Yes	Yes	Yes	Yes	Yes	Yes
-	Opt	Opt	Opt	Opt	-	-
Std	Std	Std	Std	Std	Std	Std
Std	Std	-	-	-	-	-
Std	Std	Std	Std	Std	Std	Std
Std	Std	Std	Std	Std	-	-
Opt	Opt	-	-	-	-	-
Opt	Opt	Opt	Opt	Opt	Std	Std
Std	Std	Std	Std	Std	Std	Std
Opt	Opt	Opt	Opt	Opt	Std	Std
Std	Std	Std	Std	Std	-	-
-	-	-	-	-	-	-
Std	Std	Std	Std	Std	-	-
Std	Std	Std	Std	Std	Std	Std
Opt	Opt	Opt	Opt	Opt	-	-
-	-	-	-	-	-	-
Opt	Opt	Opt	Opt	Opt	Opt	Opt
Opt	Opt	Opt	Opt	Opt	-	Opt
Std	Std	Std	Std	Std	Std	Opt
Opt	Opt	Opt	Opt	Opt	-	-
Std	Std	Std	Std	Std	Std	Std
16.9 (63.9)	16.9 (63.9)	20.0 (75.7)	19.8 (75)	20.0 (75.7)	13.8 (52.5)	31.7 (120)
2987 (206)	2987 (206)	3045 (210)	3045 (210)	3045 (210)	3271 (225)	4496 (310)
Opt	Opt	Opt	Opt	Opt	Opt	Opt
Std	Std	Std	Std	Std	-	-
Std	Std	Std	Std	Std	-	-
Opt	Opt	Opt	Opt	Opt	Std	Opt



# The leader in versatility and maneuverability.



Attachments



Skid-Steer Loaders



Compact Track Loaders



All-Wheel Steer Loader



Compact Excavators



Mini Track Loaders



VersaHandler® Telescopic Tool Carriers



Toolcat™ Utility Work Machines



Utility Vehicles



Compact Tractors



## Get Bobcat Gear!

Find cool Bobcat® gear and accessories by visiting your local Bobcat dealer or [www.BobcatStore.com](http://www.BobcatStore.com)



# Bobcat History

## Pioneering Maneuverability:

Bobcat introduced its first compact loader in 1958 and two years later, the world's first skid-steer loader. This created an entire industry of machines that put the power of large equipment in a compact size with unmatched maneuverability.



## Offering More Versatility:

In 1970 Bobcat invented the first quick-change attachment system for skid-steer loaders known as the Bob-Tach™ mounting system. Today we offer more attachments than anyone in the world empowering customers to transform all our machines into multi-task attachment carriers and reach higher levels of production.

## One Tough Animal:

All over the world, Bobcat equipment is known for being durable and dependable. By lasting longer and minimizing down-time, we help our customers become as successful as possible.

## Help When You Need It:

With 50 years of experience and more than 550 locations, we offer the best dealer network in the country for compact equipment. Our dealers offer a quality sales force, dependable parts departments and qualified service technicians, all leading to a quality customer experience.




## Leader by Design:

Listening to the customer and a pioneering spirit are why Bobcat continues to lead the evolution of compact equipment...

- 1960** – Invented the **FIRST** true skid-steer loader.
- Today** – One out of every two skid-steers is a Bobcat loader.
- 1970** – Invented the **FIRST** attachment mounting system for skid-steer loaders.
- Today** – Bobcat Company manufactures more attachments than anyone in the world.
- 1977** – Built the **FIRST** skid-steer with no chain adjustments required.
- Today** – Still a Bobcat exclusive.
- 1981** – The **FIRST** secondary restraint seat bar is introduced.
- Today** – Bobcat is the only company that offers operator training kits for compact equipment.
- 1983** – The **FIRST** skid-steer with a transversely mounted engine.
- Today** – Still a Bobcat exclusive.
- 1990** – Introduced the **FIRST** compact excavator manufactured in the U.S.
- Today** – Still the only compact excavator manufactured in the U.S.
- 1999** – Introduced the **FIRST** compact track loader with a solid-mounted undercarriage manufactured in the U.S.
- Today** – One out of every two compact track machines is a Bobcat.
- 2001** – Invented the **FIRST** loader with all-wheel steer and skid-steer capabilities.
- Today** – Still a Bobcat exclusive.
- 2003** – Revolutionized the way the world works with the invention of the Toolcat™ line, the world's **FIRST** utility work machines – a cross between a pickup, attachment carrier and utility vehicle.
- Today** – The Toolcat utility work machine– still the only one of its kind.
- 2006** – Introduced the **FIRST** utility vehicle with RapidLink™ Attachment System.
- 2007** – Bobcat launches its new line of compact tractors.
- 2008** – Roller Suspension, the **FIRST** all-steel suspension system, is introduced.
- 2009** – Released M-Series compact excavators and loaders.

## A Constant Innovator:

In the late 1950s, a turkey farmer needed help – so in 1958 we introduced what was to become the world's first skid-steer loader. We created an industry by listening to the needs of the customer. This focus is the same today. In 2000, a superintendent needed help – so we built the world's first Toolcat utility work machine. We continue to be a global leader in innovation by listening to our customers.



# BOBCAT TIMELINE



# ARE YOU M-POWERED?



Got a tough job? Tough it out in an E60 excavator with zero tail swing, a 13 ft. 7 in. dig depth, 52.3 horsepower engine and a sturdy 13,556 lb. weight. Power your way to a fast professional result and stay comfortable in a spacious cab and a top-of-the-line seat that adjusts nine ways. Thanks to 250-hour bushing service intervals, daily greasing of the bushings at the boom, arm and bucket pivot is a thing of the past. Go to [www.bobcat.com/mpowered](http://www.bobcat.com/mpowered) or see your dealer, and find out how the E60 can M-Power you to do more.



**Bobcat**®

[www.bobcat.com/newmx](http://www.bobcat.com/newmx)

*One Tough Animal*™

**Bobcat Company**

P.O. Box 6000 • West Fargo, ND 58078

[www.bobcat.com](http://www.bobcat.com)

Printed in U.S.A.